





**PRODUCT OVERVIEW**

Designed for the fabrication of large single and double roller blinds/shades using larger diameter 63mm (2.5") tube and having large roll diameter. It can also be used with 50mm (2") tube. **SunBoss** MEGA-system brackets include many features that make them ideal for fabrication of extra-large roller shades greater than 3mtr (10') wide. The MEGA brackets can work with clutch operated roller blinds/shades, plus motorised and **ZeroGravity** chainless. The idler end bracket uses a purpose designed bracket insert with integrated precision bearing for quiet and low friction operation.

**END BRACKETS**

MEGA (HEAVY DUTY) SYSTEM BRACKETS						
COMPONENT	COLOUR			MAX ROLL DIAMETER	PACK QTY	
	CLEAR ANODISED	WHITE	BLACK			
<b>SINGLE BRACKET - CLUTCH / MOTOR END</b>						
Bracket		N/A	504551001	504551890	87mm	1pc
Cover		504835000-1	504835001-1	504835890-1	N/A	1pc
<b>SINGLE BRACKET - CENTRE / IDLER END</b>						
Bracket		N/A	504552001	504552890	87mm	1pc
Cover		504835000-1	504835001-1	504835890-1	N/A	1pc

**MEGA BRACKETS**

Steel Gauge: CRS1018, HRB 65 TO 75 (1/4 HARD). THICKNESS OF MATERIAL 1.897 [0.075 in]  
 Powder Coat: Electrostatic Paint PPG DURACRON or equivalent



**Blindware Pty Ltd**  
 Unit 1/3 Dunlop Crt, Bayswater 3153 Tel: (03) 9876 0400 Fax: (03) 9720 2746  
 Email: sales@blindware.com.au

**END BRACKETS CONTINUE**

MEGA (HEAVY DUTY) SYSTEM BRACKETS					
COMPONENT	COLOUR			MAX ROLL DIAMETER	PACK QTY
	CLEAR ANODISED	WHITE	BLACK		
<b>DOUBLE BRACKET - CLUTCH / MOTOR END</b>					
Dbl Bracket (End) LH Drive 	N/A	5042531001	5042531890	80mm	1pc
Dbl Bracket (End) RH Drive 	N/A	5042532001	5042532890	80mm	1pc
Cover 	504835000-1	504835001-1	504835890-1	N/A	1pc
<b>DOUBLE BRACKET - CENTRE / IDLER END</b>					
Dbl Bracket (Centre/End) LH Drive 	N/A	5042533001	5042533890	80mm	1pc
Dbl Bracket (Centre/End) RH Drive 	N/A	5042534001	5042534890	80mm	1pc
Cover 	504835000-1	504835001-1	504835890-1	N/A	1pc
<b>BRACKET INSERT (used to convert to Pin End bracket)</b>					
MEGA System Insert, Independent Link 	N/A	50819000 (Natural)	50819890	N/A	1pc
Insert, MK2 Multi-Link 	N/A	50816000 (Natural)	50816890	N/A	20pcs
Chain Diverter 	N/A	505922000	N/A	N/A	1pc

**MEGA BRACKETS**

Steel Gauge: CRS1018, HRB 65 TO 75 (1/4 HARD). THICKNESS OF MATERIAL 1.897 [0.075 in]  
 Powder Coat: Electrostatic Paint PPG DURACRON or equivalent



## TECHNICAL DETAILS

Brackets can be top or face mounted. Made of thicker, stronger steel for stability and durability. Double bracket has chain diverter system with ball bearing operation for smoother, quieter operation.

Bracket covers are machined aluminium, with a magnetic catch and locating pin for easy application. Covers are powder coated to match the brackets, with anodized finished available for architectural installations. The **SunBoss** frictionless idler is squeak free for quiet operation.

## DIMENSIONS

Including chain routing.

