



PRODUCT OVERVIEW

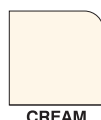
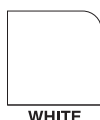
The **SunBoss** clutches have been designed to **operate with quiet, smooth, light operation**, to provide maximum strength and minimise light gaps. The **SunBoss** Mini clutch has been developed for installations with space limitations, where full sized blind systems simply cannot fit. Whether that is on a boat, caravan, RV or even back of a door, the Mini clutch can fit where it's bigger brothers simply cannot go.

The **FastRise** version of the Mini clutch a powerhouse in a small package. Coupled with a **ZeroGravity** spring and you can lift large roller blinds effortlessly, with 50%-100% faster lift speed compared to regular clutches.

Key features and benefits

- **Versatile.** Direct drive clutches for everyday use and geared clutches for larger blinds. The geared clutch utilises our unique HardCore metal core technology that surrounds the core of the clutch to make it smoother, quieter and more durable for the long term.
- **Smooth, quiet, reliable.** We've eliminated the chain guard for smoother and quieter performance and less damage in transit. We also use a Stabiliser Bar to keep the clutch firmly in the brackets for smoother operation.
- **Durability and strength.** Our clutches are made using UV stabilised, glass-filled nylon. Inside the direct drive clutches are multiple small springs, made using square profile wire. These springs have more contact with the core, creating stronger braking effect, but with less effort needed to operate.
- **Modular.** Spring assists including **ZeroGravity** springs, fit both larger clutches, plus the **FastRise** clutch. All three are also sized to fit directly into a 38mm tube, or larger tubes using tube adapters. 40mm universal tube needs no adaptor for use.
- **Flexible.** The mini clutch is sized for 32mm tube, while all others are suitable for direct use with 38mm tube, or can fit 43mm, 50mm and 63mm tubes using tube adapters. Both Standard and Geared clutches are compatible with both uni-tubes.
- **No fuss.** Easy two-stage opening that is quicker and easier to fit chains- no screwdriver required.

SunBoss Clutch contemporary colours



The mini-clutch is only available in 3 colours: white, cream, black.



Blindware Pty Ltd
Unit 1/3 Dunlop Crt, Bayswater 3153 Tel: (03) 9876 0400 Fax: (03) 9720 2746
Email: sales@blindware.com.au



TUBE COMPATABILITY

	32mm 'Mini' Clutch SBR32-01	38mm Standard Clutch SBR38-01	38mm Geared Clutch SBR38-01G	38mm Fast Rise Clutch SBR38-FR	Zero-G Clutch SBR38-02
32mm	✓	X	X	X	X
38mm	X	✓	✓	✓	✓
43mm	X	✓	✓	✓	✓
50mm	X	✓	✓	✓	✓
63mm	X	✓	✓	✓	✓
40mm universal	X	✓	✓	✓	✓
45mm universal	X	✓	✓	✓	✓

BRACKET COMPATABILITY

	32mm 'Mini' Clutch SBR32-01	38mm Standard Clutch SBR38-01	38mm Geared Clutch SBR38-01G	38mm Fast Rise Clutch SBR38-FR	Zero-G Clutch SBR38-02
Single 32mm projection	✓	X	X	NR	X
Single 40mm projection	NR	✓	✓	✓	✓
Single 55mm projection	NR	✓	✓	✓	✓
Single 75mm projection	NR	✓	✓	✓	✓
Double Bracket, Vertical compact	NR	✓	✓	NR	✓
Double Bracket, Recess	✓	✓	✓	✓	✓
75mm Single Fascia	X	✓	✓	X	✓
Double Fascia	X	✓	✓	NR	✓
Cassette	X	✓	✓	X	✓
Small P Shaped Double	✓	X	X	✓	X

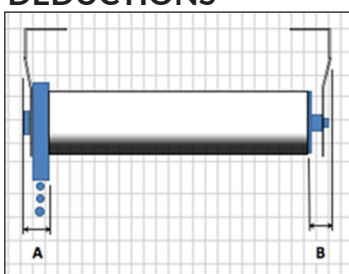
NR: Not recommended

	32mm 'Mini' Clutch SBR32-01	38mm Standard Clutch SBR38-01	38mm Geared Clutch SBR38-01G	38mm Fast Rise Clutch SBR38-FR	Zero-G Clutch SBR38-02
No. of Springs	2 Springs	4 Springs	3 Larger springs	2 Springs	1 Spring
No load pull force	0.4kg	0.5kg	0.6kg	0.4kg	0.1kg
Chain specification balls/foot	48.5 - 49.5				
Plastic/metal chain	Suitable for Plastic and Metal Chain				

MAXIMUM BRAKING LOAD

32mm 'Mini' Clutch SBR32-01	38mm Fast Rise Clutch SBR38-FR	Zero-G Clutch SBR38-02	38mm Standard Clutch SBR38-01	38mm Geared Clutch SBR38-01G
4.5kg (10lb)	3.8kg (8lb)	3kg (7lb)	8kg (18lb)	11kg (24lb)

DEDUCTIONS



Tube Diameter	'A' Measurement	'B' Measurement	'B' Measurement Range		
			Tight	Ideal	Loose
32mm 'mini'	17mm	11mm	6mm	8-11mm	15mm
38mm	17mm	11mm	6mm	8-11mm	15mm
43mm	19mm	12mm	8mm	11-14mm	16mm
50mm	17mm	11mm	6mm	8-11mm	15mm
63mm	21mm	15mm	10mm	14-16mm	20mm

Covers: Add 2mm extra deduction for each cover.



Blindware Pty Ltd
Unit 1/3 Dunlop Crt, Bayswater 3153 Tel: (03)
9876 0400 Fax: (03) 9720 2746
Email: sales@blindware.com.au

blindware.com.au
© 2017 Blindware Pty Ltd