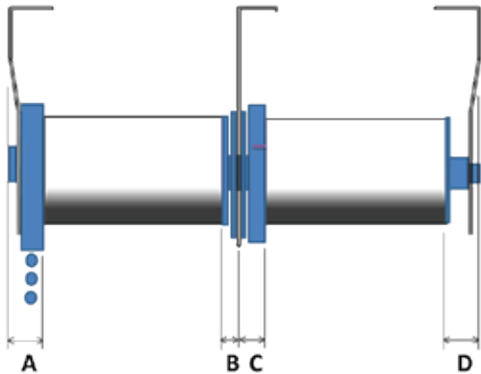




PRODUCT OVERVIEW

The **SunBoss** multi-link system is stronger, more modular and simpler to install. Use the same parts with any tube size from 38mm to 63mm (1.5" to 2.5"), even with bay windows. The retracting drive shaft saves time and makes for quicker, easier installs. Safely link blinds to 8 metres (26 feet) wide, even on a 50mm tube!

DEDUCTIONS



NOTE: DIMENSIONS "F1" AND "F2" RELATE TO RECOMMENDED FABRIC DEDUCTIONS. F1 = LHS BLIND, F2 = RHS BLIND.

Tube Dia.	A	B	C	D	F1	F2
38mm	17mm	7mm	11mm	11mm	25mm	23mm
43mm	19mm	8mm	13mm	12mm	25mm	23mm
50mm	17mm	7mm	11mm	11mm	25mm	23mm
63mm	21mm	9mm	12mm	15mm	31mm	28mm




Tube Dia.	DIMENSIONS 'B' + 'C' (total)		
	TIGHT	IDEAL	LOOSE
38mm	18mm		20mm
43mm	22mm		24mm
50mm	18mm		20mm
63mm	21mm		24mm



Clutches: Use 38mm FastRise, 38mm Direct Drive and 38mm Gearing
Motorised: Motolux Gen3 motors - add 3mm to clutch end only
Pin Ends: Use standard
Tube Adapters: use 43mm, 50mm and 63mm as needed
Covers: Add 2mm extra deduction for each cover







There is a centre bracket to match every end bracket. Also, all **SunBoss** centre brackets are designed for maximum modularity. Just change the insert that fits inside the c-shape opening and the bracket changes from Independent Link to Dependent Link, or even to Bay Window link bracket. The simple centre bracket range provide perfect functionality and a clean, stylish look.

SINGLE PROJECTION BRACKETS							
COMPONENT	COLOUR					MAX ROLL DIAMETER	PACK QUANTITY
	WHITE	CREAM	BEIGE	GREY	BLACK		
40mm 	504422001-1	504422003-1	504422711-1	504422830-1	504422890-1	76mm	10 pairs
55mm 	504432001-1	504432003-1	504432711-1	504432830-1	504432890-1	93mm	10 pairs
75mm 	504441001	504441003	N/A	504441830	504441890	128mm	10 pairs

DOUBLE BRACKETS							
COMPONENT	COLOUR					MAX ROLL DIAMETER	PACK QTY
	WHITE	CREAM	BEIGE	GREY	BLACK		
VERTICAL COMPACT							
	504482001	504482003	504482711	504482830	504482890	70mm	10 pairs
RECESS BRACKET							
	504456001	N/A	N/A	N/A	504456890	71mm	50 pairs




DOUBLE BRACKETS CONTINUED							
COMPONENT	COLOUR					MAX ROLL DIAMETER	PACK QTY
	WHITE	CREAM	BEIGE	GREY	BLACK		
Small P-Shaped Bracket 	504451001	504451003	504451711	504451830	504451890	60mm	10 pairs

FASCIA BRACKETS							
COMPONENT	COLOUR					MAX ROLL DIAMETER	PACK QTY
	WHITE	CREAM	BEIGE	GREY	BLACK		
75mm Fascia Bracket 	504712001-1	504712003-1	N/A	504712830-1	504712890-1	72mm	10 pairs

*Only for use with 32mm clutch and FastRise

CASSETTE BRACKETS									
COMPONENT	COLOUR							MAX ROLL DIAMETER	PACK QUANTITY
	MILL FINISH	WHITE	CREAM	BEIGE	GREY	BLACK	ANODISED		
Bracket 	N/A	506555000	N/A	N/A	N/A	N/A	N/A	72mm	20 pairs

RETAINERS

BRACKET INSERTS				
COMPONENT	COLOUR		MAX ROLL DIAMETER	PACK QTY
	NATURAL	BLACK		
Insert, Dependent Link 	50816000	50816890	N/A	20pcs

BAY WINDOWS

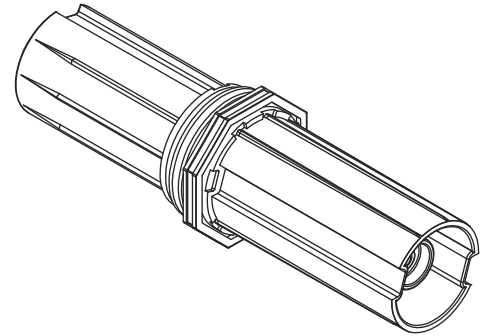
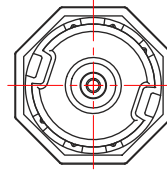
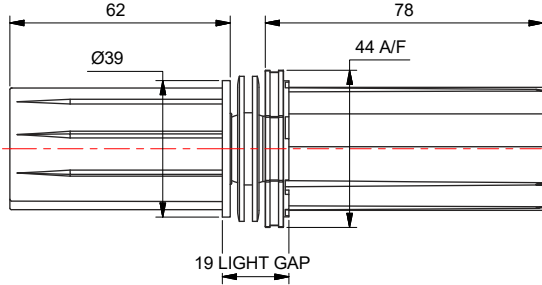
The previous version of the Multi-Link system can be used for Bay Windows.

MOTORISATION

The Multi-Link drive is rated to maximum 8Nm, making it safe to use with standard 40mm motors, having maximum torque up to this torque capacity.



KEY DIMENSIONS



INSTALLATION

Use the wheel on the Infinite Adjuster to adjust the level of the bottom rail on the second blind until it is level with the first blind. The levelling can be performed in both UP and DOWN directions. A spanner is available if space is tight to get fingers around the adjusting wheel. The recommended method is to raise second blind higher than needed, then ease down with spanner.

