

PRODUCT OVERVIEW

Available in square and rounded profiles, customers can opt for the look that completes their interior design. Simple to use and easy to install, the **SunBoss** 75mm single fascia is cost effective and looks great. Fully versatile, the Inverted positioning allows for front or back roll.

COMPATIBILITY


SunBoss Clutch/Chain Control	✓
Motorisation	✓
ZeroGravity	✓
Holland Spring	✓

AVAILABLE FINISHES

Powder Coat, Clear Anodised: (Bead blasted, 20 Micron), Mill

DEDUCTIONS

Single Blind: All Sunboss brackets, covers not included



Tube Dia.	A	B	F1
38mm	17mm	11mm	29mm
43mm	19mm	12mm	29mm
50mm	17mm	11mm	29mm

DIMENSION 'B'		
TIGHT	IDEAL	LOOSE
6mm		15mm
8mm		16mm
6mm		15mm
10mm		20mm

NOTE: DIMENSIONS "F1" RELATES TO RECOMMENDED FABRIC DEDUCTIONS.

Clutches: Use 32mm, 38mm FastRise, 38mm Direct Drive and 38mm Geared



Motorised: Motolux Gen3 motors - add 3mm to clutch end only







Pin Ends: Use standard

Tube Adapters: Use 43mm and 50mm as needed

Covers: Add 2mm extra deduction for each cover

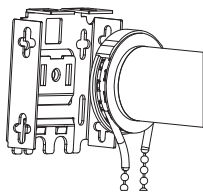


FASCIAS									
COMPONENT	MILL FINISH	COLOUR						MAX ROLL DIAMETER (mm)	PACK QUANTITY
		WHITE	CREAM	BEIGE	GREY	BLACK	ANODISED		
75mm Fascia Square 	50611000-L	50611001-L	50611003-L	N/A	N/A	50611890-L	50611901-L	N/A	8 lengths 5.5mtr
75mm Fascia Round 	50612000-L	50612001-L	50612003-L	N/A	N/A	50612890-L	50612901-L	N/A	8 lengths 5.5mtr

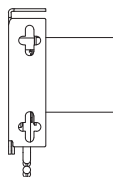
FASCIA BRACKETS									
COMPONENT	MILL FINISH	COLOUR						MAX ROLL DIAMETER (mm)	PACK QUANTITY
		WHITE	CREAM	BEIGE	GREY	BLACK	ANODISED		
End Bracket (Universal) 80mm 	N/A	506550001-1	506550003-1	N/A	506550830-1	506550890-1	N/A	72	20pcs
Center Link Bracket 	N/A	504712001-1	504712003-1	N/A	504712830-1	504712890-1	N/A	72	10pcs
Center Support Bracket 	N/A	504471001	N/A	N/A	N/A	504471890	N/A	72	10pcs
Square Fascia Bracket Cover 	N/A	50616001	50616003	50616711	50616830	50616890	N/A	N/A	100pcs
Round Fascia Bracket Cover 	N/A	50617001	50617003	50617711	50617830	50617890	N/A	N/A	100pcs
Chain Diverter 	N/A	50619001-3	N/A	N/A	N/A	50619890-3	N/A	N/A	50pcs

INSTALLATION

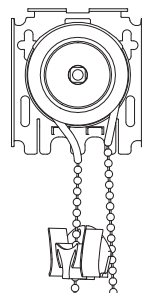
How to Fit Chain Diverter



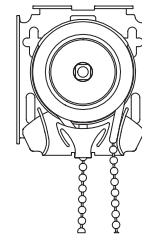
STEP 1
Mount bracket as required in position.



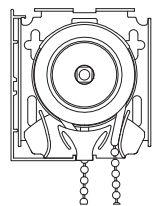
STEP 2
Insert blind in position. Push the pin end in, then fit & hook the clutch.



STEP 3
Chain diverter. Thread centre chain.



STEP 4
Insert chain diverter in position.



STEP 5
Fit Fascia & end caps if required.

