

SUNBOSS 75mm SINGLE FASCIA



PRODUCT OVERVIEW

Available in square and rounded profiles, customers can opt for the look that completes their interior design. Simple to use and easy to install, the **SunBoss** 75mm Single Fascia (Square and Curved) is stylish and is cost effective. Fully versatile, the Inverted positioning allows for front or back roll.

COMPATIBILITY

SunBoss Clutch/Chain Control	✓
Motorisation	✓
ZeroGravity	✓
Holland Spring	✓

AVAILABLE FINISHES

- Powder Coated - White, Cream, Black
- Anodised
- Mill

FEATURES & BENEFITS

FLEXIBLE, HIGH QUALITY BRACKETS	<ul style="list-style-type: none"> Mounting brackets can be ceiling, wall or laterally mounted to allow easy snap on of Fascia profiles
COLOUR MATCHING END COVERS	<ul style="list-style-type: none"> Provides a finished look for outside wall mounted applications (colour matched to fascia profiles)
WIDE RANGE OF LIFT OPTIONS	<ul style="list-style-type: none"> Blinds can be operated using: <ul style="list-style-type: none"> - SunBoss clutch - ZeroGravity - Spring Blind - Motorised
VERSATILE BLIND CONFIGURATIONS	<ul style="list-style-type: none"> Blind drive can be installed on either side mounting bracket
LINK OPTIONS	<ul style="list-style-type: none"> SunBoss Centre Link system is compatible with the 75mm Fascia using the same basic components as open roll blinds. Allows either a pin to pin for left and right control or; a group of shades to be linked together and driven by a single clutch or motor. Each link can be adjusted to align and level the bottom bars together. All brackets can be covered by a single fascia.
AUTOMATION OPTIONS	<ul style="list-style-type: none"> Allows for motorised controls with wireless remotes, switches, or other smart devices.



DIMENSIONS

All Dimensions Are In Millimetres (Inches)

MINIMUM BLIND WIDTH = 150mm (6")
MAX ROLL DIAMETER = 72mm (2.8")

LIGHT GAPS (APPROXIMATE)

12mm (0.5") 18mm (0.7")

FASCIA AND COVER COLOURS:

WHITE CLEAR ANODISED BLACK CREAM

All Dimensions Are In Millimetres (Inches)

MINIMUM BLIND WIDTH = 150mm (6")
MAX ROLL DIAMETER = 72mm (2.8")

LIGHT GAPS (APPROXIMATE)

12mm (0.5") 18mm (0.7")

FASCIA AND COVER COLOURS:

WHITE CLEAR ANODISED BLACK CREAM

FASCIA SIZES

75mm (3.0") SQUARE FASCIA
SIDE VIEW

72mm (2.8")

84mm (3.3")

34mm (1.3")

BRACKET MEASUREMENTS

This bracket is commonly used for both Square and Curved Fascia Systems.

System	A	B	C	D	E	F	G	H
75mm Fascia	76.2mm (3")	57mm (2.2")	60.3mm (2.4")	58.7mm (2.3")	63.5mm (2.5")	65.1mm (2.6")	22.2mm (0.9")	44.5mm (1.8")

FIXING DIMENSIONS

All Dimensions Are In Millimetres (Inches)

CEILING MOUNT VIEW

WALL MOUNT VIEW

LATERAL MOUNT VIEW

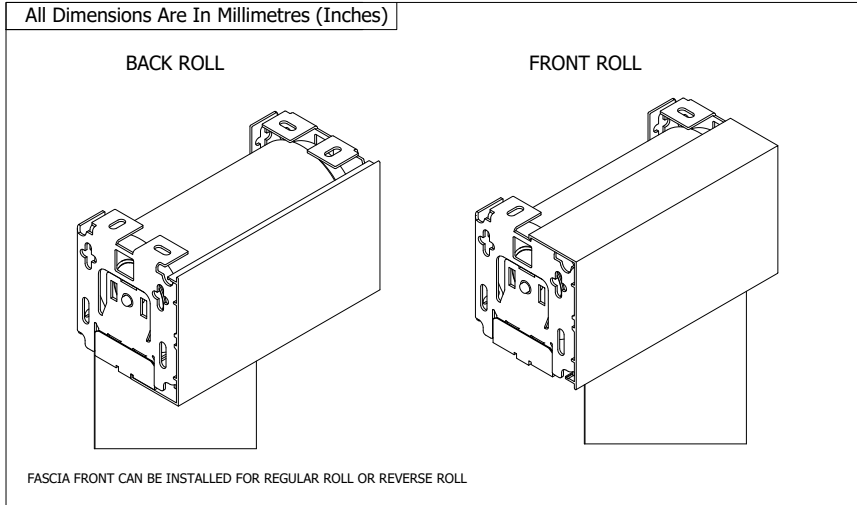
A = MEASUREMENT FROM WALL FACE TO FURTHEST SCREW
D = MEASUREMENT FROM CEILING FACE TO FURTHEST SCREW
F = MEASUREMENT FROM CEILING FACE TO FURTHEST SCREW

COVERS CANNOT BE USED FOR LATERAL MOUNT APPLICATIONS

Fascia Front & Mounting Brackets Considered						
System	A	B	C	D	E	F
75mm Fascia	57mm (2.2")	21mm (0.8")	12mm (0.5")	76mm (2.9")	17mm (0.7")	65mm (2.6")

SUNBOSS 75mm SINGLE FASCIA

CONFIGURATIONS



DEDUCTIONS

Single Blind: All Sunboss brackets, covers not included

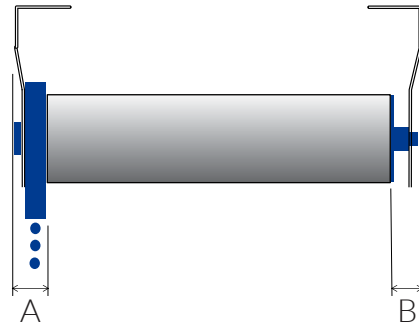
Clutches: Use 32mm, 38mm FastRise, 38mm Direct Drive and 38mm Geared

Pin Ends: Use standard

Tube Adapters: Use 43mm and 50mm as needed

Covers: Add 2mm extra deduction for each cover

Motorised: Motolux 240Vac Gen 3 motors - add 3mm to clutch end only,
Motolux DC 1.0Nm/1.8Nm motors - no deductions,
Motolux DC 6Nm motors - add 3mm to clutch end only











NOTE: DIMENSIONS "F1" RELATES TO RECOMMENDED FABRIC DEDUCTIONS.

Tube Dia.	DIMENSION 'B'		
	A	B	F1
38mm	17mm	11mm	29mm
43mm	19mm	12mm	29mm
50mm	17mm	11mm	29mm

TIGHT	DIMENSION 'B'		LOOSE
	IDEAL		
6mm	15mm		15mm
8mm	16mm		16mm
6mm	15mm		15mm

ORDERING INFORMATION: Base Product Number

FASCIAS										
COMPONENT	MILL FINISH	COLOUR						ANODISED	MAX ROLL DIAMETER (mm)	PACK QUANTITY
		WHITE	CREAM	BEIGE	GREY	BLACK				
75mm Fascia Square 	50611000	50611001	50611003	N/A	N/A	50611890	50611901	72mm	8 lengths 5.5mtr	
75mm Fascia Round 	50612000	50612001	50612003	N/A	N/A	50612890	50612901	72mm	8 lengths 5.5mtr	
End Bracket (Universal) 80mm 	N/A	506550001	506550003	N/A	506550830	506550890	N/A	72mm	20pcs	
Center Link Bracket 	N/A	504712001	504712003	N/A	504712830	504712890	N/A	72mm	10pcs	
Center Support Bracket 	N/A	504471001	N/A	N/A	N/A	504471890	N/A	72mm	10pcs	
Square Fascia Bracket Cover 	N/A	50616001	50616003	N/A	50616830	50616890	N/A	N/A	100pcs	
Round Fascia Bracket Cover 	N/A	50617001	50617003	N/A	50617830	50617890	N/A	N/A	100pcs	
Chain Diverter 	N/A	50619001	N/A	N/A	50619830	50619890	N/A	N/A	50pcs	

USEFUL LINKS

